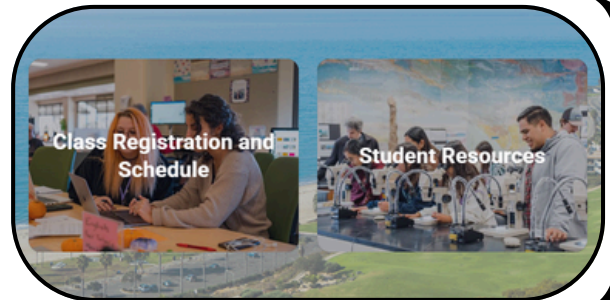


How to Drop a Class (Withdraw)

SANTA BARBARA CITY COLLEGE | Welcome Center

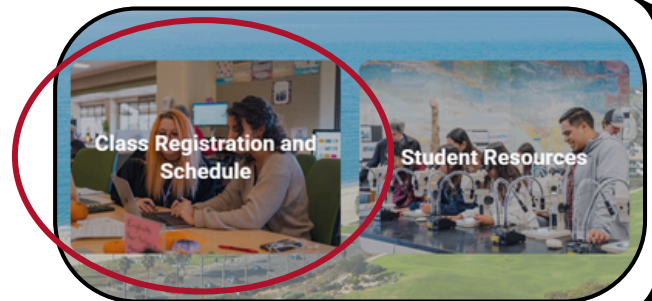
1

Go to [My.SBCC.edu](https://www.sbccc.edu)



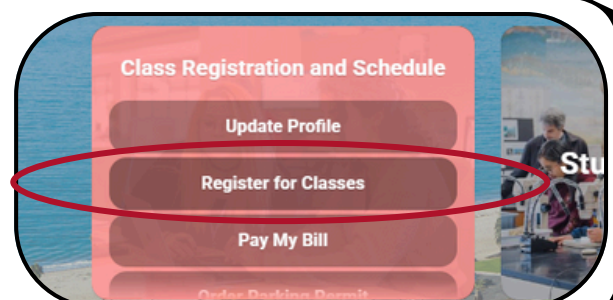
2

Hover over “Class Registration and Schedule”



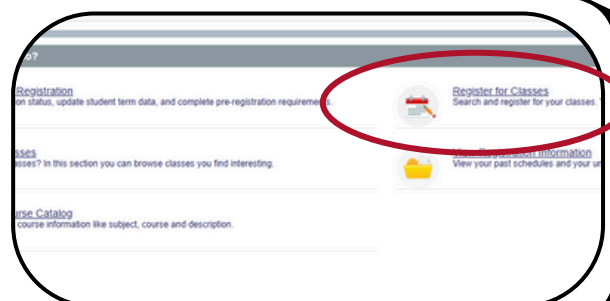
3

Click on “Register for Classes”



4

Click on “Register for Classes” again



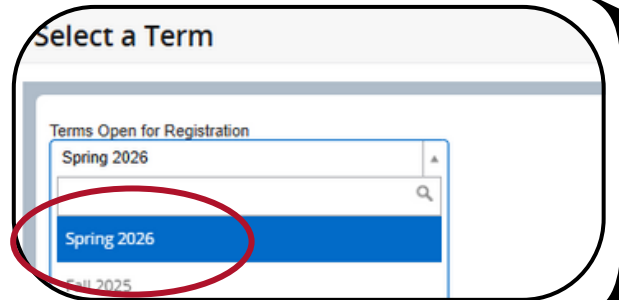
Questions? Visit: www.sbccc.edu/enrollmentservices

How to Drop a Class (Withdraw)

SANTA BARBARA CITY COLLEGE | Welcome Center

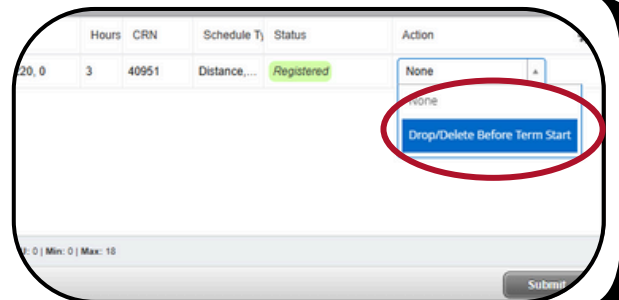
5

Select Your Enrollment Term



6

Under "Action" click the "Drop" option



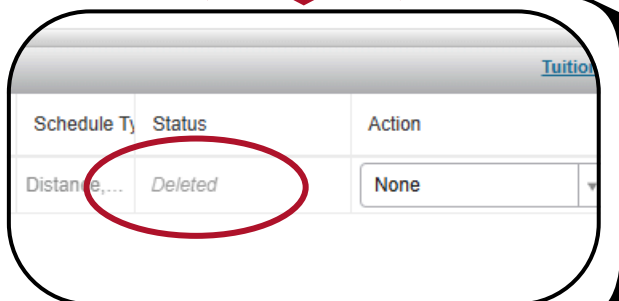
7

CLICK
"SUBMIT"



**

You have **not dropped your class(es) until the status changes to "deleted" or "withdrawn"



Questions? Visit: www.sbcc.edu/enrollmentservices